

Outpatient Imaging Orders and Results - Diagnostic Imaging Northwest

Currently, when providers order imaging studies for patients that are performed at a Diagnostic Imaging Northwest facility, the only way to view the results is on paper. These paper reports are sent or faxed to the office of the ordering provider. Effective on approximately December 14th, the TEXT REPORT WILL BE AVAILABLE in MultiCare Connect (Epic) and Care Connect attached to the order if the order was entered correctly.

You can access information about Diagnostic Imaging Northwest at <http://www.mydinw.com/index.php>

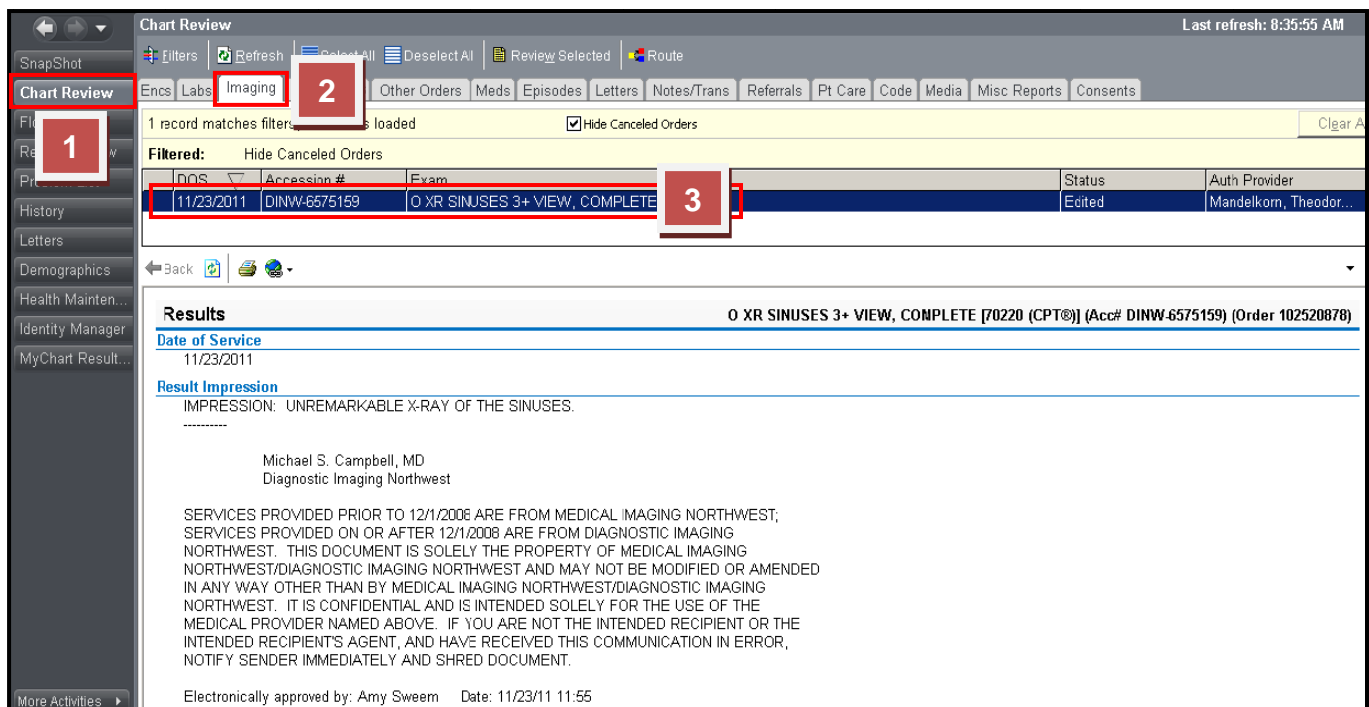
VIEW IMAGING ORDER WITH TEXT RESULTS:

Imaging orders and textual Radiology report results can be viewed through **Chart Review** and **In Basket** activities. DINW will also continue its practice of faxing and/or mailing Radiology results. However, if the results are available in the electronic health record there will be no further need to scan the redundant paper Radiology report.

CHART REVIEW:

1. Open **Chart Review** activity
2. Select **Imaging** tab
3. Click on **Imaging Exam (or multiple exams)** to view the order and results report.

NOTE: Although the textual report results will be available, since these studies are not stored in an MHS PACS database, the **LINK TO THE ACTUAL PACS IMAGES WILL NOT BE AVAILABLE**. In order to view PACS images for DINW, you must enter PACS through MINW/DINW McKesson PACS system on your desktop. DINW offers web based PACS viewing through <https://pacs.minw.com/hrs>.



The screenshot shows the Epic Chart Review interface. The 'Imaging' tab is selected, and a table of imaging exams is displayed. The first exam is highlighted, and its details are shown below.

DOS	Accession #	Exam	Status	Auth Provider
11/23/2011	DINW-6575159	0 XR SINUSES 3+ VIEW, COMPLETE	Ecited	Mandelkorn, Theodor...

Results
Date of Service
 11/23/2011
Result Impression
 IMPRESSION: UNREMARKABLE X-RAY OF THE SINUSES.

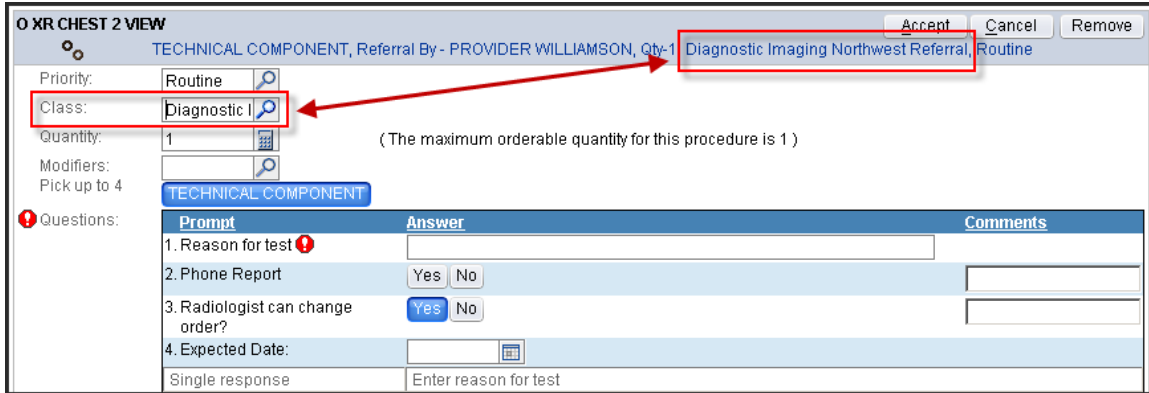
 Michael S. Campbell, MD
 Diagnostic Imaging Northwest
 SERVICES PROVIDED PRIOR TO 12/1/2008 ARE FROM MEDICAL IMAGING NORTHWEST;
 SERVICES PROVIDED ON OR AFTER 12/1/2008 ARE FROM DIAGNOSTIC IMAGING
 NORTHWEST. THIS DOCUMENT IS SOLELY THE PROPERTY OF MEDICAL IMAGING
 NORTHWEST/DIAGNOSTIC IMAGING NORTHWEST AND MAY NOT BE MODIFIED OR AMENDED
 IN ANY WAY OTHER THAN BY MEDICAL IMAGING NORTHWEST/DIAGNOSTIC IMAGING
 NORTHWEST. IT IS CONFIDENTIAL AND IS INTENDED SOLELY FOR THE USE OF THE
 MEDICAL PROVIDER NAMED ABOVE. IF YOU ARE NOT THE INTENDED RECIPIENT OR THE
 INTENDED RECIPIENT'S AGENT, AND HAVE RECEIVED THIS COMMUNICATION IN ERROR,
 NOTIFY SENDER IMMEDIATELY AND SHRED DOCUMENT.
 Electronically approved by: Amy Sween Date: 11/23/11 11:55

REMINDER ABOUT DINW IMAGING ORDERS AND ORDER CLASS:

Currently when you enter outpatient imaging orders during an office visit through **Order Entry** or post discharge through **Order Reconciliation** that you expect/intend to be performed at Diagnostic Imaging Northwest, you **SHOULD** verify that **DIAGNOSTIC IMAGING NORTHWEST REFERRAL** is selected as the order class. **If you use this process, your order will be routed directly to DINW for scheduling.**

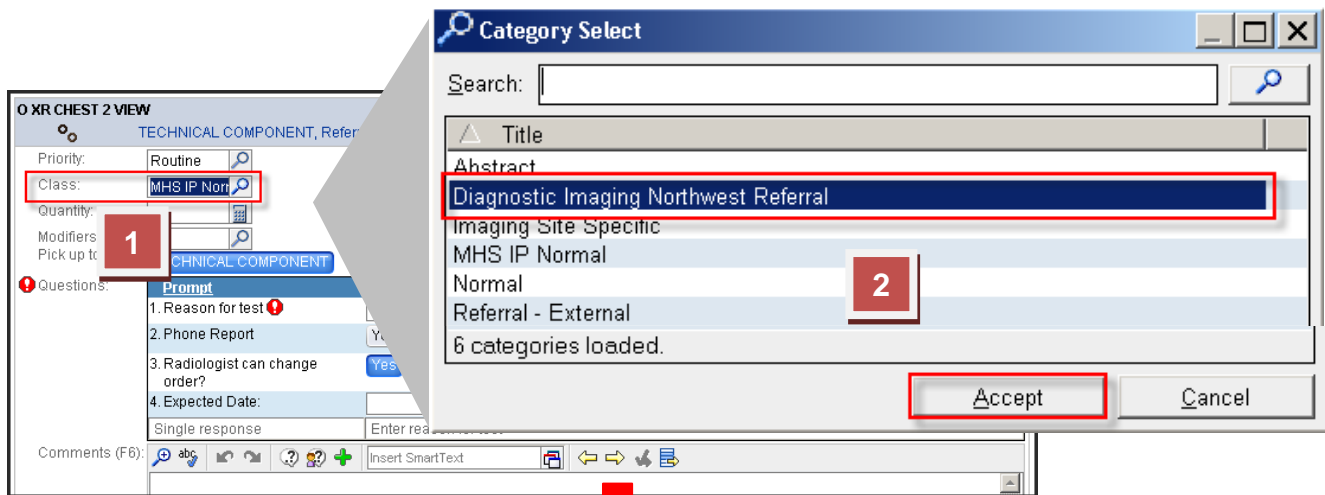
1. Enter new **Outpatient Imaging Order** through Order Entry or Discharge Order Reconciliation as normal.
2. Verify order class displays as **DIAGNOSTIC IMAGING NORTHWEST REFERRAL**.

IMPORTANT! If a different order class is displayed (i.e. MHS IP Normal) you **MUST** manually change the order class. Follow steps listed in the **MANUALLY CHANGE ORDER CLASS** section below.



TO MANUALLY CHANGE ORDER CLASS:

1. Open **Class** category selection list by clicking .
2. Select **DIAGNOSTIC IMAGING NORTHWEST REFERRAL**, click **[ACCEPT]**.



3. Complete and **Sign Order** as usual.



TIP: OUTPATIENT PROVIDERS - Save extra steps!

Ensure your imaging orders *automatically default* to the order class of **DIAGNOSTIC IMAGING NORTHWEST REFERRAL** by verifying that your **outpatient** department is selected upon logging into Epic.

*If you are logged into your outpatient department and still not seeing the correct order class, contact the **Help Desk at 403-1160** for further support.*